



## CITY RECORDER'S CERTIFICATE

November 18, 2025

Honorable Board Members:

I, Alicia Hills, City Recorder in and for Mona City, Utah, do hereby certify that the attached report is a true and correct copy of the final tabulation of votes for the Mona City General Municipal Election held on November 18, 2025.

  
\_\_\_\_\_  
Alicia Hills, Mona City Recorder





The Official Canvass of votes for the November 4, 2025, Municipal Primary Election convened in the Council Chambers of the Mona City Hall on November 18, 2025. The results were presented to the board of certification.

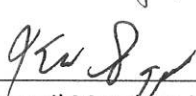
The Mona City Board of Canvassers, consisting of the following members, hereby accepts the official results.


  
\_\_\_\_\_  
Mayor, Randy Christensen

  
\_\_\_\_\_  
Council Member, Jay Christensen

  
\_\_\_\_\_  
Council Member, Kris Kay

  
\_\_\_\_\_  
Council Member, TJ Pace

  
\_\_\_\_\_  
Council Member, Kevin Squire

  
\_\_\_\_\_  
Council Member, Amy Stanley



**RESOLUTION NO. 2025-29**

**A RESOLUTION CANVASSING THE RETURNS OF THE MUNICIPAL PRIMARY  
ELECTION HELD ON NOVEMBER 4, 2025**

WHEREAS, pursuant to Utah Code Annotated § 20A-4-301 and § 20A-4-304, the City Council of Mona City, Utah, is required to canvass the returns of municipal elections; and

WHEREAS, a municipal general election was held in Mona City on Tuesday, November 4, 2025, for the purpose of nominating candidates for the office of City Mayor and City Councilmember; and

WHEREAS, the Juab County Clerk's Office has provided the official election results, and the City Recorder has reviewed and certified the returns in accordance with applicable law;

NOW, THEREFORE, BE IT RESOLVED by the City Council of Mona City, Utah, as follows:

1. Canvass of Election Results: The City Council hereby accepts and approves the official canvass of the municipal general election held on November 4, 2025, as submitted by the Juab County Clerk and certified by the Mona City Recorder.
2. Certification of Candidates The following candidates, having received the highest number of votes, are hereby declared nominated and shall be sworn to office on January 13, 2026:
  - Mayor
    1. Troy Painter
  - Councilmember (2 seats available)
    1. Devan Jack Ingram
    2. Tony Openshaw
3. Authorization: The City Recorder is hereby authorized and directed to take all necessary actions to certify the results to the appropriate election officials and to administer the swearing in as state law dictates.
4. Effective Date This Resolution shall become effective immediately upon adoption.

PASSED AND APPROVED this 18th day of November, 2025.



JUAB COUNTY CLERK/AUDITOR

Tanielle Callaway

435-623-3410

taniellec@juabcounty.gov

www.juabcounty.gov

## Election Canvass Affidavit

STATE OF UTAH)

: ss

COUNTY OF JUAB )

I, Tanielle Callaway, being sworn as the Election Officer of Juab County, do hereby state the following:

The attached results from the 2025 Municipal General Election are true and correct to the best of my knowledge;


~~the 2025 Municipal General Election was conducted in compliance with the rules and regulations for ballot security as outlined by the Lieutenant Governor's Office;~~

And the Clerk's office maintains the voter registration database in accordance with federal and state laws and rules.



Tanielle Callaway  
Juab County Clerk


SUBSCRIBED AND SWORN to before me by Tanielle Callaway, on this 17<sup>th</sup> day of November, 2025.



Notary Public Signature

My Commission Expires:

9-23-2029



Summary Results Report  
Municipal General Election -- Mona City  
November 4, 2025

OFFICIAL RESULTS

Juab County, Utah

---

Statistics	TOTAL
Election Day Precincts Reporting	2 of 2
Precincts Complete	2 of 2
Precincts Partially Reported	0 of 2
Absentee/ Early Precincts Reporting	2 of 2
Registered Voters - Total	1,155
Ballots Cast - Total	580
Ballots Cast - Blank	0
Voter Turnout - Total	50.22%

---

Mona City Mayor

Vote For 1

TOTAL

RANDY CHRISTENSEN	165
TROY PAINTER	414

Mona City Council

Vote For 2

TOTAL

TROY GORDON LINTON	220
TONY OPENSHAW	281
DEVAN JACK INGRAM	327
JENNIFER DONALDSON	273

---

Summary Results Report  
Municipal General Election -- Mona City  
November 4, 2025

OFFICIAL RESULTS

Juab County, Utah

---

**Statistics**

TOTAL

Election Day Precincts Reporting	2 of 2
Precincts Complete	2 of 2
Precincts Partially Reported	0 of 2
Absentee/ Early Precincts Reporting	2 of 2
Registered Voters - Total	1,155
Ballots Cast - Total	580
Ballots Cast - Blank	0
Voter Turnout - Total	50.22%

---

**Mona City Mayor**

Vote For 1

TOTAL

RANDY CHRISTENSEN	165
TROY PAINTER	414

**Mona City Council**

Vote For 2

TOTAL

TROY GORDON LINTON	220
TONY OPENSHAW	281
DEVAN JACK INGRAM	327
JENNIFER DONALDSON	273

---

Summary Results Report  
Municipal General Election  
November 4, 2025

OFFICIAL RESULTS

Juab County, Utah

12Mona #1

STATISTICS

TOTAL

Registered Voters - Total	645
Ballots Cast - Total	335
Ballots Cast - Blank	0
Voter Turnout - Total	51.94%

Mona City Mayor

Vote For 1

TOTAL

RANDY CHRISTENSEN	106
TROY PAINTER	228

Mona City Council

Vote For 2

TOTAL

TROY GORDON LINTON	148
TONY OPENSHAW	156
DEVAN JACK INGRAM	176
JENNIFER DONALDSON	163

Summary Results Report  
Municipal General Election  
November 4, 2025

OFFICIAL RESULTS

Juab County, Utah

12Mona #2

**STATISTICS**

	TOTAL
Registered Voters - Total	510
Ballots Cast - Total	245
Ballots Cast - Blank	0
Voter Turnout - Total	48.04%

**Mona City Mayor**

Vote For 1

	TOTAL
RANDY CHRISTENSEN	59
TROY PAINTER	186

**Mona City Council**

Vote For 2

	TOTAL
TROY GORDON LINTON	72
TONY OPENSHAW	125
DEVAN JACK INGRAM	151
JENNIFER DONALDSON	110

Summary Results Report  
Municipal General Election  
November 4, 2025

OFFICIAL RESULTS

Juab County, Utah

STATISTICS

TOTAL

Election Day Precincts Reporting	13 of 13
Precincts Complete	13 of 13
Precincts Partially Reported	0 of 13
Absentee/ Early Precincts Reporting	13 of 13
Registered Voters - Total	6,503
Ballots Cast - Total	2,858
Ballots Cast - Blank	0
Voter Turnout - Total	43.95%

Summary Results Report  
Municipal General Election  
November 4, 2025

OFFICIAL RESULTS

Juab County, Utah

**Levan Town Mayor**

Vote For 1

---

	TOTAL
BRUCE CHARLES ROWLEY	127
TYLER R SHEPHERD	195

**Levan Town Council**

Vote For 2

---

	TOTAL
RAY MCMILLAN EVANS	172
NICHOLAS EROL MANGELSON	163
JERRY HODGES SPENCER	185
Write-In Totals	53
Write-In: Mitchell L Worwood	46
Write-In: Invalid	7
Not Assigned	0

**Mona City Mayor**

Vote For 1

---

	TOTAL
RANDY CHRISTENSEN	165
TROY PAINTER	414

**Mona City Council**

Vote For 2

---

	TOTAL
TROY GORDON LINTON	220
TONY OPENSHAW	281
DEVAN JACK INGRAM	327
JENNIFER DONALDSON	273

Summary Results Report  
Municipal General Election  
November 4, 2025

OFFICIAL RESULTS

Juab County, Utah

**Nephi City Mayor**

Vote For 1

---

	TOTAL
JUSTIN D. SEELY	1,298

**Nephi City Council**

Vote For 2

---

	TOTAL
JERAMIE L. CALLAWAY	674
SKIP F. WORWOOD	636
BART STANLEY MILLER	578
TATE T. DOUGLAS	860

**Rocky Ridge Mayor**

Vote For 1

---

	TOTAL
RONALD ALLRED SR.	171
KATHERINE ROBERTA-MARIE ALLRED	60

**Rocky Ridge Council**

Vote For 2

---

	TOTAL
CLINT A BRONSON	103
BYRON ALLRED	161
TIMOTHY LAYNE ALLRED	68
CHARLES N TODD	108

Summary Results Report  
Municipal General Election  
November 4, 2025

OFFICIAL RESULTS

Juab County, Utah

**Eureka City Mayor**

Vote For 1

---

	<b>TOTAL</b>
ROBERT W JENKINS	112
SCOTT C. PUGH	106

**Eureka City Council**

Vote For 2

---

	<b>TOTAL</b>
Write-In Totals	190
Write-In: Jonathan G. Street	28
Write-In: Tony Steven Atherley	73
Write-In: Raeleen Anita Maxfield	65
Write-In: Invalid	24
Not Assigned	0



# 2025 Canvass - Audit Certification Report

County: Juab

Election: 2025 General Municipal

## Post Election Ballot Audit Summary

1. Number of paper ballots processed: 2837
2. Number of ballots audited: 248
3. List the contests on the ballot that were audited:

Levan Town Mayor  
Levan Town Council  
Mona City Mayor

Eureka Mayor  
Eureka Town Council  
Rocky Ridge Council  
Rocky Ridge Mayor  
Mona City Council  
Nephi City Mayor  
Nephi City Council

Were there any differences between the tabulation software and the votes marked on the paper ballots?

Yes  No (\*If YES, please attach an explanation of any inconsistencies)

## DRE Machine Audit Summary (Salt Lake only)

N/A

1. Number of voting machines used in the election: \_\_\_\_\_
2. Number of polling places used for the election: \_\_\_\_\_
3. Number of voting machines audited: \_\_\_\_\_
4. Were tamper-evident seals affixed to all journal tape canisters?  Yes  No  
(\*If no, please attach copies of the journal tape logs for the applicable canisters)
5. Did all machine serial numbers match when the canisters were installed and removed?  Yes  No  
(\*If no, please attach copies of the journal tape logs for the applicable canisters)
6. Did any tape seals on the journal tape canisters show evidence of tampering?  Yes  No  
(\*If yes, please attach copies of the logs for the applicable canisters)
7. Were there any differences between the machine results and hand-counted results for any audited machine?  Yes  No \*If yes, please attach copies of the hand count logs for the applicable canisters)

## Ballot Envelope Signature audit Summary

Total number of signature affidavits audited: \_\_\_\_\_

Did the signature audit reveal any inconsistencies between a signature's initial verification and the audit?  
 Yes  No (\*If YES, please attach an explanation of any inconsistencies)



# 2025 Canvass - Audit Certification Report

## Clerk Certification – to be completed before the canvass

Yes  No I certify that the audits described above were conducted according to the audit policy. This includes ensuring that all election workers and auditors completed the required training, were sworn in, and that each auditor signed an affidavit created by the clerk for the work they audited.

Yes  No I certify that I have reviewed the number of vote histories recorded in VISTA and they closely match the number of ballots counted in my county during this election. This number should be zero, or close to zero. Corrections should be made to ballots or voter records PRIOR to canvassing results.

Number of ballots counted: 2837

Number of vote histories: 2837

Difference: 0

Explain any differences:

Yes  No I certify that I have properly maintained chain of custody controls as outlined in 20A-3a-401.1 and Rule 623-8.

Yes  No I certify that I have properly maintained the voter list in accordance with state and federal laws (20A-3a-404(2) and Rule 623-10).

Yes  No I complied with the requirements of the software validation rule R623-7: "before using any voting equipment, and before each election, the election officer shall verify that the firmware version on any voting equipment matches the firmware version that is certified by the EAC."

County Clerk Signature: Janell Cullana Date: 11-13-2025

## Standardized Canvass Statistics Report

JUAB COUNTY - NOVEMBER 4, 2025

### Section 1: Active Voters and Turnout

43.9%	Voter turnout
43.9%	Proportion of active voters and same-day registrants who cast counted ballots
6,503	Active voters (use only the number given to counties the Friday before the election)

### Section 2: Counted Ballot Statistics

2,858	Total ballots counted
2,799	Mail ballots counted
22	In-person early voting period ballots counted
36	In-person election day ballots counted
	Disability ballots counted returned electronically
1	UOCAVA ballots counted returned electronically
	Provisional ballots counted
	Emergency ballots counted

### Section 3: Vote History Reconciliation

2,837	Vote histories given
No	Does total ballots counted match the number of voters given vote history in VISTA?
-21	If no, what is the difference? (surplus vote histories) If no, provide an explanation below.

### Section 4: Provisional Ballot Statistics

0	Provisional ballots issued
0	Provisional ballots counted
0	Total provisional ballots not counted
0	Already voted
0	Insufficient ID
0	Residency
0	Incomplete form
0	Other
#DIV/0!	Percentage of provisionals that were counted
0	Number of provisional ballots that were same-day registration

### Section 5: By Mail Ballot Statistics

36	Total challenged curable ballots (number of voters sent a cure notice)
16	Total rejected ballots that were curable but not cured
	Envelopes with a signature that does not match the voter's signature
1	Unsigned envelopes
15	Ballots challenged for other curable reasons
44.4%	Percentage of curable ballots not cured
0	Number of ballots where the voter submitted a disability affidavit
43	Total rejected non-provisional ballots that could not legally be cured
43	Returned after the received-by deadline
	Rejected for other non-curable reasons
1.0%	Percentage of ballots returned as undeliverable

### Section 6: County Clerk Certification

I certify that the information contained in this report is true and accurate. (type your name in the field below)

Tanielle Callaway